Elemento	Pos.	Diam.	Q.	Esquema (cm)	Comp. (cm)	Total (cm)	CA-50 (kg)	CA-60 (kg)
P20=P21	1	Ø12.5	4	288 1350	350	1400	13.5	
	2	Ø6.3	43	20 5 20	89	3827	9.4	
	3	Ø12.5	4	347 50	365	1460	14.1	
	4	Ø12.5	4	20 105	135	540	5.2	
	5	Ø6.3	3	18 5 18	82	246	0.6	
					Total+10%: (x2):		47.1 94.2	
P14=P15	1	Ø12.5	4	288 1350	350	1400	13.5	
	2	Ø6.3	43	20 5 20	89	3827	9.4	
	3	Ø12.5	4	347 50	365	1460	14.1	
	4	Ø12.5	4	20 95	125	500	4.8	
	5	Ø6.3	3	18 5 18	82	246	0.6	
					Total+10%: (x2):		46.6 93.2	
P31=P32	1	Ø12.5	4	297 50	315	1260	12.1	
	2	Ø6.3	20	20 5 20	89	1780	4.4	
	3	Ø12.5	4	20 95	125	500	4.8	
	4	Ø6.3	3	18 5 18	82	246	0.6	
					Total+10%: (x2):		24.1 48.2	
						Ø6.3:	55.0	0.0
						Ø12.5:	180.6	0.0
						Total:	235.6	0.0

P31=P32

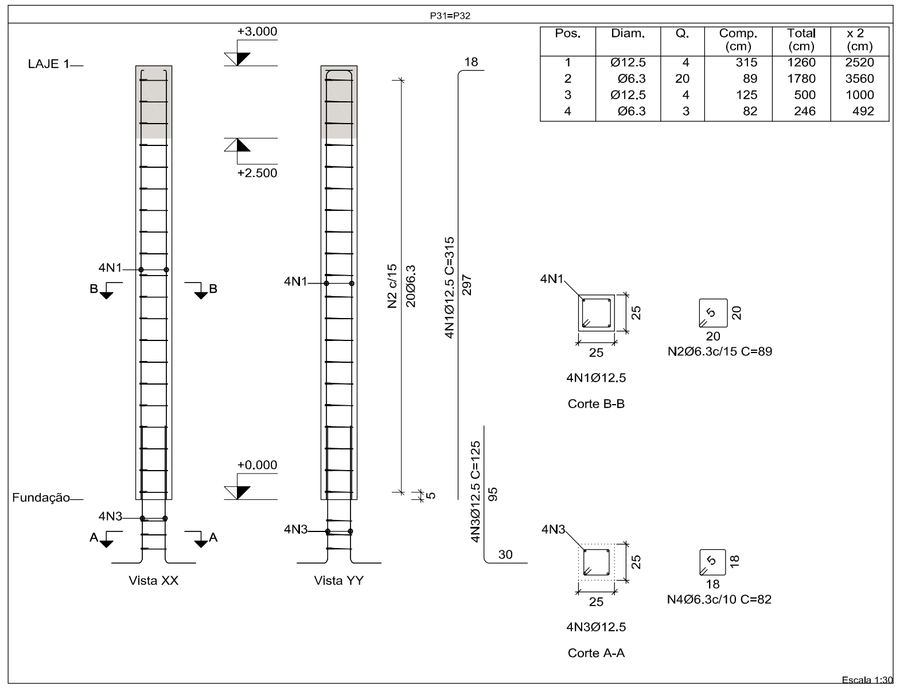

Pos.	Diam.	Q.	Comp. (cm)	Total (cm)	x 2 (cm)
1	Ø12.5	4	315	1260	2520
2	Ø6.3	20	89	1780	3560
3	Ø12.5	4	125	500	1000
4	Ø6.3	3	82	246	492

P14=P15

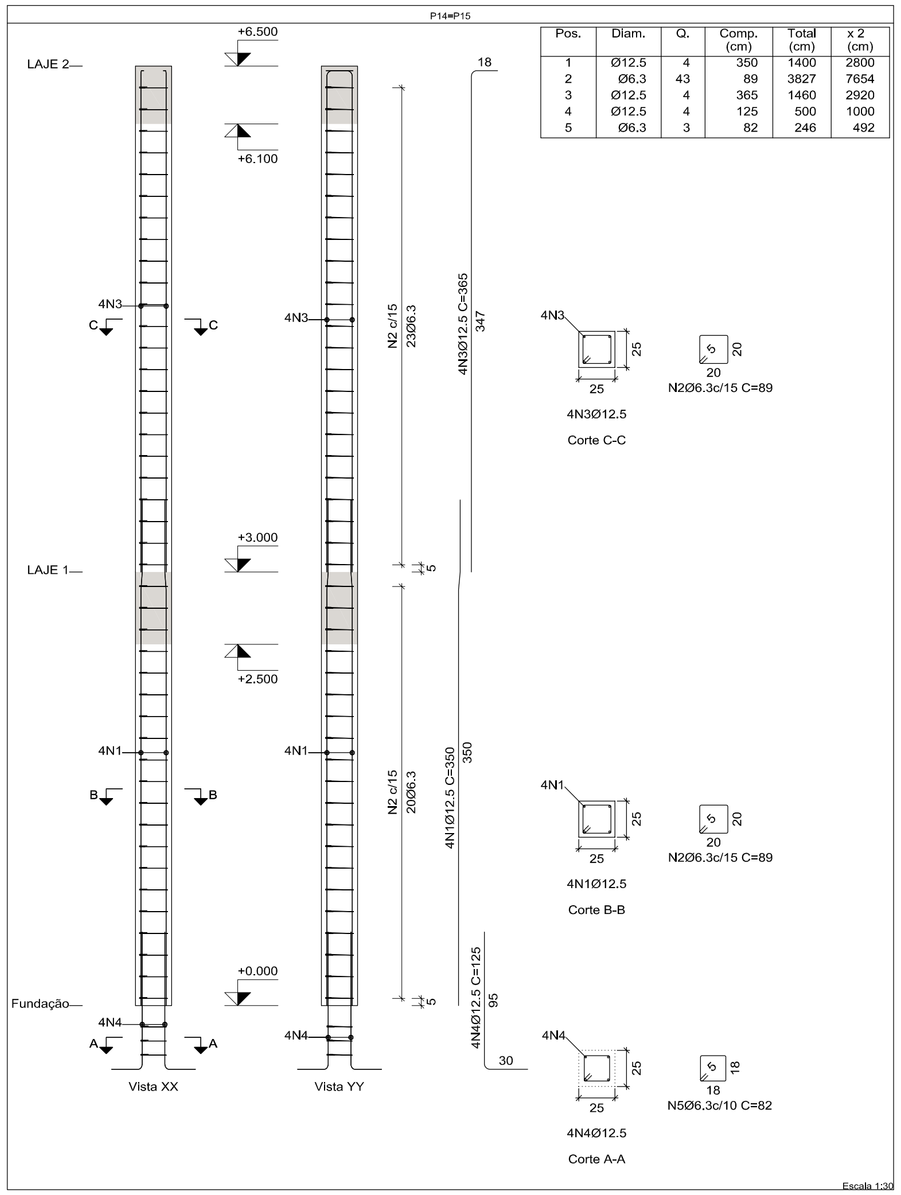

Pos.	Diam.	Q.	Comp. (cm)	Total (cm)	x 2 (cm)
1	Ø12.5	4	350	1400	2800
2	Ø6.3	43	89	3827	7654
3	Ø12.5	4	365	1460	2920
4	Ø12.5	4	125	500	1000
5	Ø6,3	3	82	246	492

P20=P21

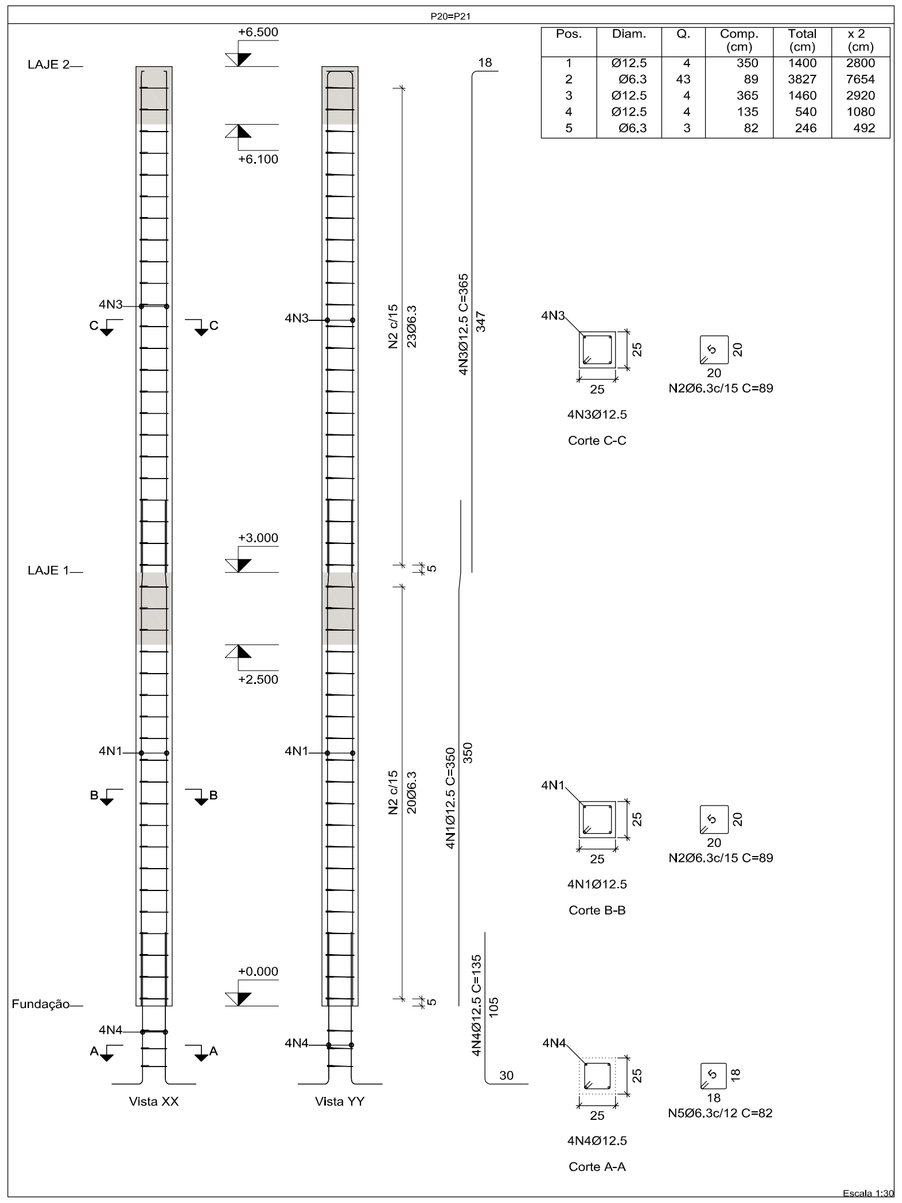

Pos.	Diam.	Q.	Comp. (cm)	Total (cm)	x 2 (cm)
1	Ø12.5	4	350	1400	2800
2	Ø6.3	43	89	3827	7654
3	Ø12.5	4	365	1460	2920
4	Ø12.5	4	135	540	1080
5	Ø6,3	3	82	246	492

SONEGO

Arquitetura&Engenharia

facebook.com/eng.sonego
@eng.sonego
eng.sonego@gmail.com
(15) 99613-8150

Número	Descrição	Data

Projeto Estrutural

ARMAÇÃO PILARES

FL-5_EST_0

Número do projeto	
Data	25/09/2022
Autor	Eng. Civil Airton Sonego Jr
Verificado por	

FL-5

Escala	1:30